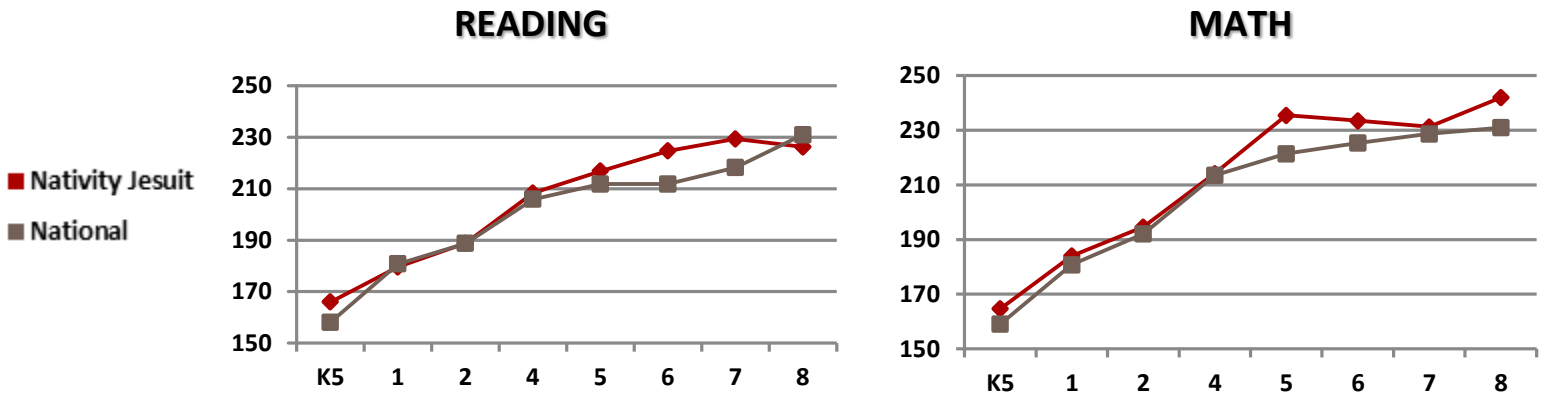
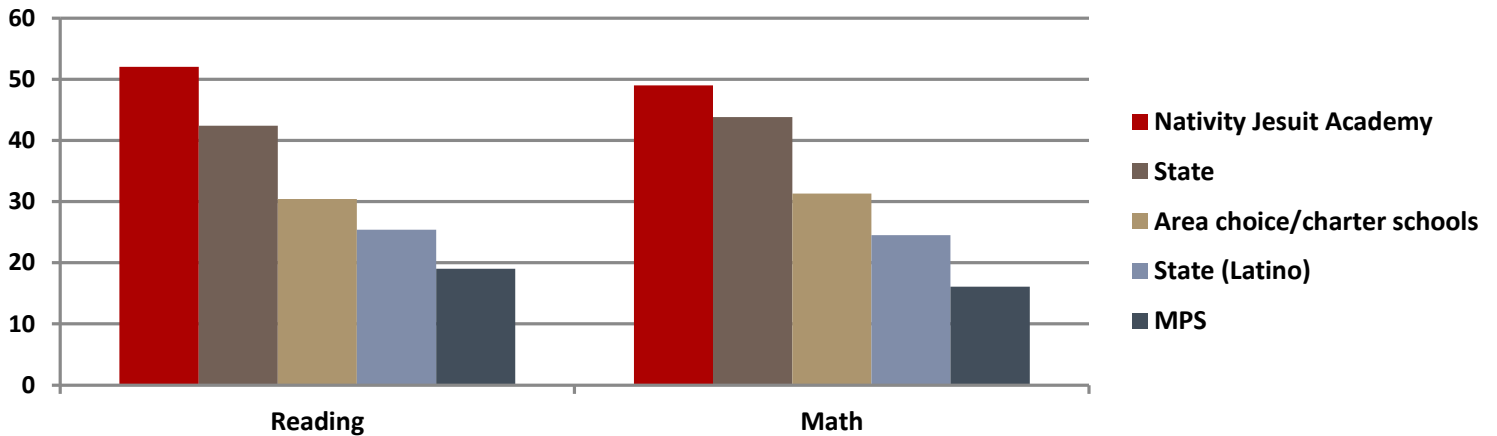


# Nativity Jesuit Academy: By The Numbers (18-19 School Year)

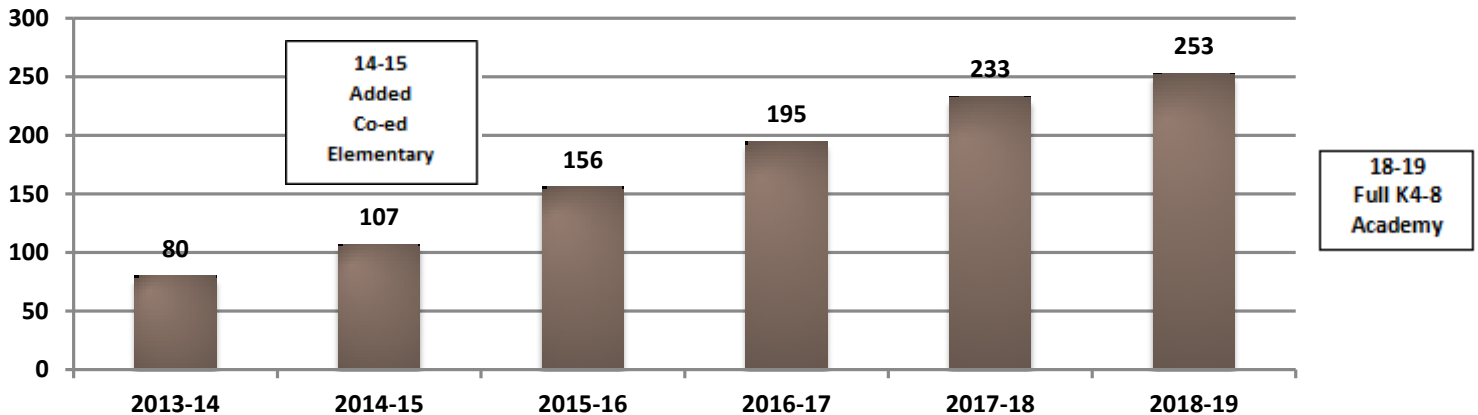
## Measures of Academic Progress (MAP) Test Results – Spring 2018



## Wisconsin Forward Exam Results – Spring 2018



## Enrollment Growth



# Nativity Jesuit Academy: By The Numbers (18-19 School Year)

## Nativity Jesuit Graduate Information

Class of 2014 High School  
Graduation Rate

100%

Class of 2014  
College Acceptance

100%

Average ACT Score

23

18 = National average of  
Latino males

## Extended School Day, 12-Month Academic Program and Graduate Support Program

### Academic Year/Extended School Day

- 180 days, 9 hours/day
- **After School Study Hall**
  - Monday-Thursday

### Graduate Support Program

- All Nativity Jesuit graduates are tracked during their four years of high school by the Director of Graduate Support.
- Alumni are matched with an adult mentor who assists them throughout their high school experience.
- Admissions and financial counseling is provided to students and their families.

### Summer Program (Third Semester of School)

- **Milwaukee Campus**
  - Grades 2 & 3 – 2 weeks
  - Grades 4 & 5 – 5 weeks
- **Mercer Campus**
  - Grades 6, 7, & 8 – 5 weeks
  - **Academic Programming**
    - Reading, math & science - 20 hours/week
    - Nativity Accelerated Reader Program (NARP) - 6 hours/week
  - **Social/Recreational Programming**
    - Student leadership and team development - 42 hours/week

## Student Demographics

Latino

100%

Catholic

99%

Daily Attendance  
Rate

98%

Student Return  
Rate

95%

School Choice  
Participation

97%

## School Info

Student-Faculty  
Ratio

12:1

Faculty with  
Master's or higher

50%

Faculty average  
years of experience

8

Year School  
Founded

1993

Only  
**Nativity**  
School in  
**WI**